




On-Board Lithium
Battery Charger

Item# 1615M

16V 15A

USER MANUAL

Thank You!



FOR YOUR BUSINESS, YOUR TRUST,
AND CONFIDENCE
IN MILLERTECH®.

*IT IS OUR
PLEASURE
TO SERVE
YOU!*



MillerTech®

PRODUCT OVERVIEW



- 1 — 16V 15A On-Board Lithium Battery Charger
- 1 — Anderson Quick Connect 50A to M8 Ring Terminals

BUILT-IN FAN

Intelligent temperature-controlled fan for better heat dissipation.

WATERPROOF & DUST RESISTANT

Aluminum case makes it practically impervious to water, dust and vibration damage.


REMOVABLE HANDLE

Makes for a smaller profile when mounting.

Millertech[®]



CHARGING PARAMETERS



Specifications

INPUT VOLTAGE	90-120V AC
AC POWER DRAW	295.2W
OUTPUT VOLTAGE	18V
OUTPUT CURRENT	15A
WATERPROOF	IP65
DIMENSIONS (WITH HANDLE)	8" x 5½" x 5"
DIMENSIONS (WITHOUT HANDLE)	8" x 5½" x 3"
WEIGHT	4.8 lbs.



I BOAT MOUNTED

IP65 waterproof-rated lithium battery chargers are designed to be permanently mounted in your boat.

I PORTABILITY

The unit can be used as a portable/external charger.

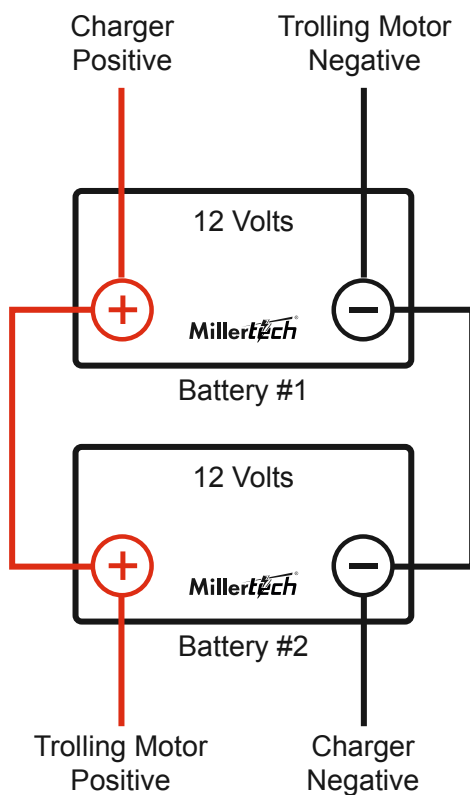
I SINGLE BATTERY INSTALLATION

Simply connect the positive lead to the positive battery terminal and the negative lead to the negative battery terminal.

INSTALLATION


I MULTIPLE BATTERY INSTALLATION









If the charger is connected to multiple batteries in parallel, connect the positive lead to battery 1 and the negative lead to battery 2. Alternate the positive and negative leads from your loads (electronics, trolling motor, etc.) to the opposite battery. Please refer to the diagram below.





LED INDICATOR



LED DISPLAY	STATUS
 SOLID  SOLID	AC input.
 SOLID  SOLID	Charging.
 SOLID  SOLID	Charge complete.
 SOLID  FLASH	Charge error.



■ WILL NOT CHARGE:

- Ensure AC power is sufficient for the charger.
- Unplug charger from AC source, wait until all lights on the charger go out and plug in again.
- Ensure battery is not already fully charged.
- Check battery app for faults/error messages.

WARRANTY



THE MILLERTECH® MARINE CHARGER 3 YEAR GUARANTEED WARRANTY *IS SIMPLE!*



TERMS:

From the date of your charger purchase through year number 3 of ownership, your charger is covered. If it stops working during this time, we will repair or replace it with a charger of equal or greater value for FREE!



SHIPPING:

We cover all shipping costs associated with shuttling your charger back and forth for repair or replacement. It is our warranty; it is our cost; not yours.



EXCLUSIONS:

There are NONE! You trusted Millertech®, and if it's within the warranty period your Millertech® charger is completely covered for everything!



PROOF OF PURCHASE:

You don't need one. If its Millertech®, it's covered!



Contact Us Direct:

855-MAX-LITH (629-5484)

Warranty@millertechenergy.com



MillerTech Energy Solutions LLC

14632 Old State Rd. Middlefield, OH 44062

Toll Free: 855-MAX-LITH (629-5484)

Fax: 440-548-2235

Email:

Sales@millertechenergy.com

Support@millertechenergy.com

Warranty@millertechenergy.com

Hours: Monday-Thursday 8-4 / Friday 8-3