



12V10A-36V15A  
On-Board Lithium  
Battery Charger

Item# 1210-3615

DUAL CHARGER

# ***USER MANUAL***

# Thank You!



FOR YOUR BUSINESS,  
YOUR TRUST, AND CONFIDENCE  
IN MILLERTECH®.

*IT IS OUR  
PLEASURE  
TO SERVE  
YOU!*



**MillerTech®**

# PRODUCT OVERVIEW



- 1 — 12V10A - 36V15A On-Board Lithium Battery Charger
- 2 — Anderson Quick Connect 50A to M8 Ring Terminals

## **WATERPROOF & DUST RESISTANT**


Aluminum case makes it practically impervious to water, dust and vibration damage.

## **BOAT MOUNTED**

IP65 waterproof-rated lithium battery chargers are designed to be permanently mounted in your boat.



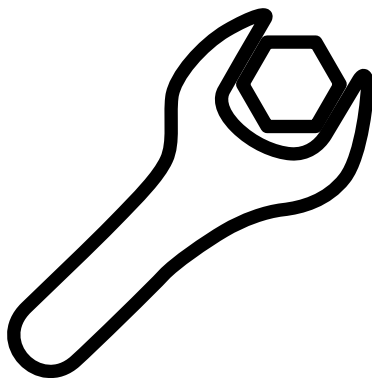
# CHARGING PARAMETERS



*Specifications*

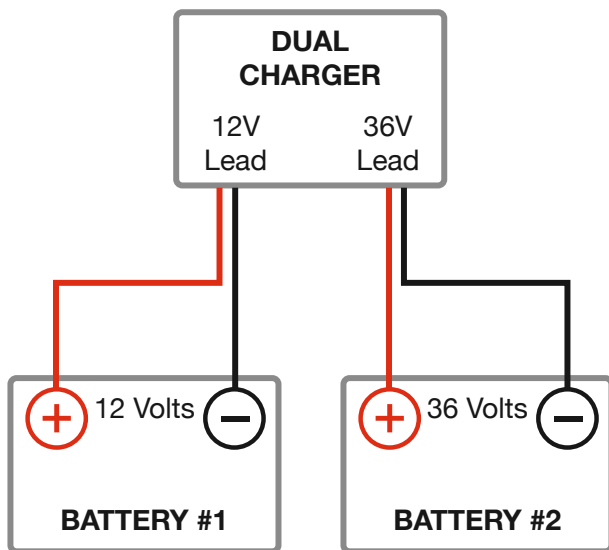
INPUT VOLTAGE	80-120V AC
AC POWER DRAW	784W
OUTPUT VOLTAGE 1	14.5V
OUTPUT CURRENT 1	10A
OUTPUT VOLTAGE 2	42.6V
OUTPUT CURRENT 2	15A
WATERPROOF	IP65
DIMENSIONS	11½" x 7¾" x 3¾"
WEIGHT	13.1 lbs.

# INSTALLATION



## ■ TWO BATTERY INSTALLATION

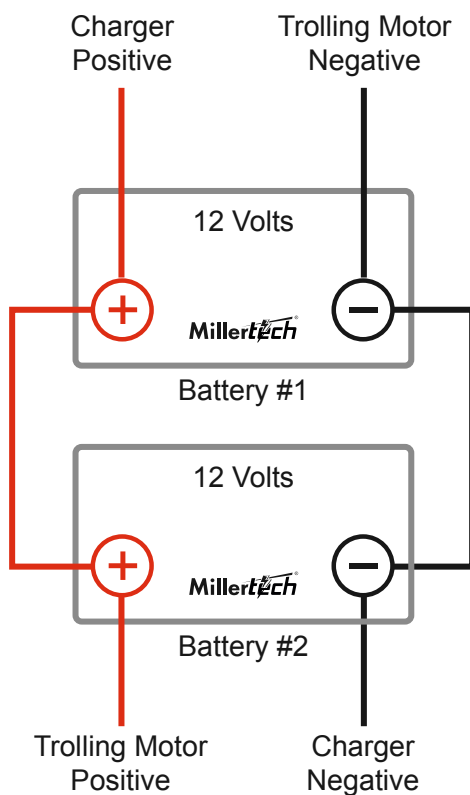
Connect the lead marked 12V to your 12V battery and the lead marked 36V to your 36V battery.



# INSTALLATION


## ■ PARALLEL BATTERY INSTALLATION



If the charger is connected to multiple batteries in parallel, connect the positive lead to battery 1 and the negative lead to battery 2. Alternate the positive and negative leads from your loads (electronics, trolling motor, etc.) to the opposite battery. Please refer to the diagram below.





# LED INDICATOR



LED DISPLAY	STATUS
 SOLID	AC input.
 SOLID	Charging.





## **■ WILL NOT CHARGE:**

- Ensure AC power is sufficient for the charger.
- Unplug charger from AC source, wait until all lights on the charger go out and plug in again.
- Ensure battery is not already fully charged.
- Check battery app for faults/error messages.

# WARRANTY



## THE MILLERTECH® MARINE CHARGER 3 YEAR GUARANTEED WARRANTY *IS SIMPLE!*



### *TERMS:*

From the date of your charger purchase through year number 3 of ownership, your charger is covered. If it stops working during this time, we will repair or replace it with a charger of equal or greater value for FREE!



### *SHIPPING:*

We cover all shipping costs associated with shuttling your charger back and forth for repair or replacement. It is our warranty; it is our cost; not yours.



### *EXCLUSIONS:*

There are NONE! You trusted Millertech®, and if it's within the warranty period your Millertech® charger is completely covered for everything!



### *PROOF OF PURCHASE:*

You don't need one. If its Millertech®, it's covered!



**Contact Us Direct:**

855-MAX-LITH (629-5484)

Warranty@millertechenergy.com

# SPORT SERIES



## MillerTech Energy Solutions LLC

14632 Old State Rd. Middlefield, OH 44062

**Toll Free: 855-MAX-LITH (629-5484)**

Fax: 440-548-2235

Email:

[Sales@millertechenergy.com](mailto:Sales@millertechenergy.com)

[Support@millertechenergy.com](mailto:Support@millertechenergy.com)

[Warranty@millertechenergy.com](mailto:Warranty@millertechenergy.com)

**Hours:** Monday-Thursday 8-4 / Friday 8-3